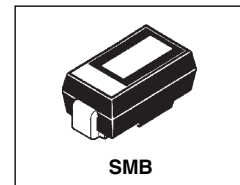


**SCHOTTKY RECTIFIER**

**2 Amp**



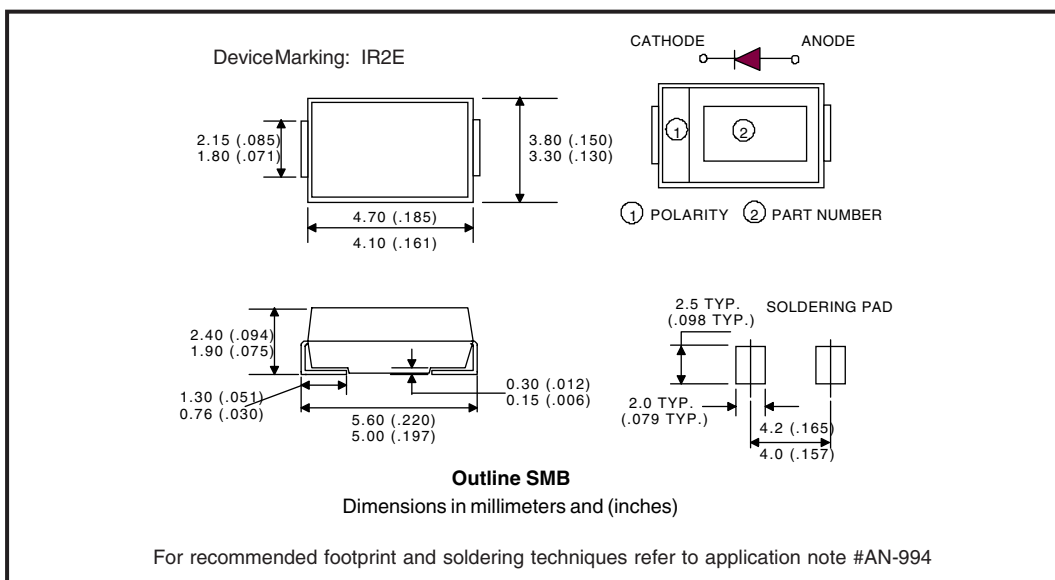
**Major Ratings and Characteristics**

Characteristics	20BQ030	Units
$I_{F(AV)}$ Rectangular waveform	2.0	A
$V_{RRM}$	30	V
$I_{FSM}$ @ $t_p = 5 \mu s$ sine	350	A
$V_F$ @ 2.0Apk, $T_J = 125^\circ C$	0.370	V
$T_J$ range	-65 to 150	$^\circ C$

**Description/Features**

The 20BQ030 surface-mount Schottky rectifier has been designed for applications requiring low forward drop and small foot prints on PC boards. Typical applications are in disk drives, switching power supplies, converters, free-wheeling diodes, battery charging, and reverse battery protection.

- Small foot print, surface mountable
- Very low forward voltage drop
- High frequency operation
- Guard ring for enhanced ruggedness and long term reliability



## Voltage Ratings

Part number	20BQ030
$V_R$ Max. DC Reverse Voltage (V)	30
$V_{RWM}$ Max. Working Peak Reverse Voltage (V)	

## Absolute Maximum Ratings

Parameters	20BQ	Units	Conditions
$I_{F(AV)}$ Max. Average Forward Current	2.0	A	50% duty cycle @ $T_C = 119^\circ\text{C}$ , rectangular waveform
$I_{FSM}$ Max. Peak One Cycle Non-Repetitive Surge Current	350	A	5 $\mu\text{s}$ Sine or 3 $\mu\text{s}$ Rect. pulse
	80		10ms Sine or 6ms Rect. pulse
$E_{AS}$ Non Repetitive Avalanche Energy	18	mJ	$T_J = 25^\circ\text{C}$ , $I_{AS} = 0.2\text{A}$ , $L = 13\text{mH}$

## Electrical Specifications

Parameters	20BQ	Units	Conditions
$V_{FM}$ Max. Forward Voltage Drop (1)	0.470	V	@ 2A
	0.550	V	@ 4A
$V_{FM}$ Max. Forward Voltage Drop (1)	0.370	V	@ 2A
	0.470	V	@ 4A
$I_{RM}$ Max. Reverse Leakage Current (1)	0.5	mA	$T_J = 25^\circ\text{C}$
	15	mA	$T_J = 125^\circ\text{C}$
$C_T$ Max. Junction Capacitance	200	pF	$V_R = 5V_{DC}$ , (test signal range 100KHz to 1Mhz) $25^\circ\text{C}$
$L_S$ Typical Series Inductance	2.0	nH	Measured lead to lead 5mm from package body
$dv/dt$ Max. Voltage Rate of Change (Rated $V_R$ )	5300	V/ $\mu\text{s}$	

(1) Pulse Width < 300 $\mu\text{s}$ , Duty Cycle < 2%

## Thermal-Mechanical Specifications

Parameters	20BQ	Units	Conditions
$T_J$ Max. Junction Temperature Range	-65 to 150	$^\circ\text{C}$	
$T_{stg}$ Max. Storage Temperature Range	-65 to 150	$^\circ\text{C}$	
$R_{thJL}$ Max. Thermal Resistance Junction to Lead	25	$^\circ\text{C/W}$	
wt Approximate Weight	0.10	g	
Case Style	SMB		Similar DO-214AA
Device Marking	IR2E		

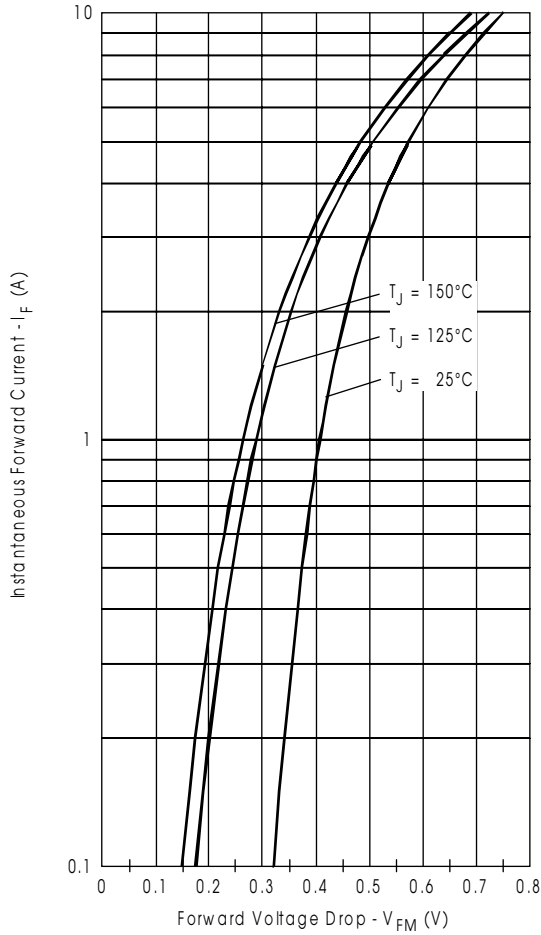


Fig. 1 - Maximum Forward Voltage Drop Characteristics

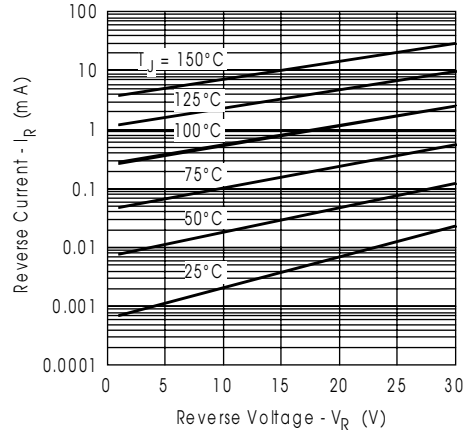


Fig. 2 - Typical Peak Reverse Current Vs. Reverse Voltage

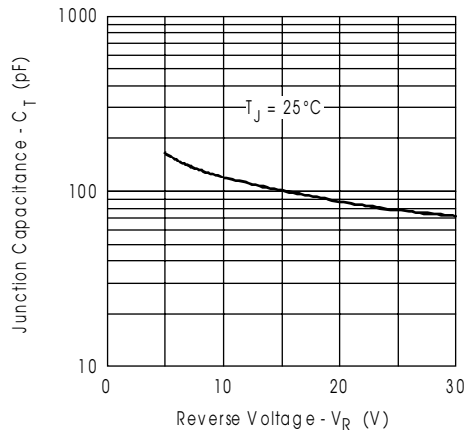


Fig. 3 - Typical Junction Capacitance Vs. Reverse Voltage

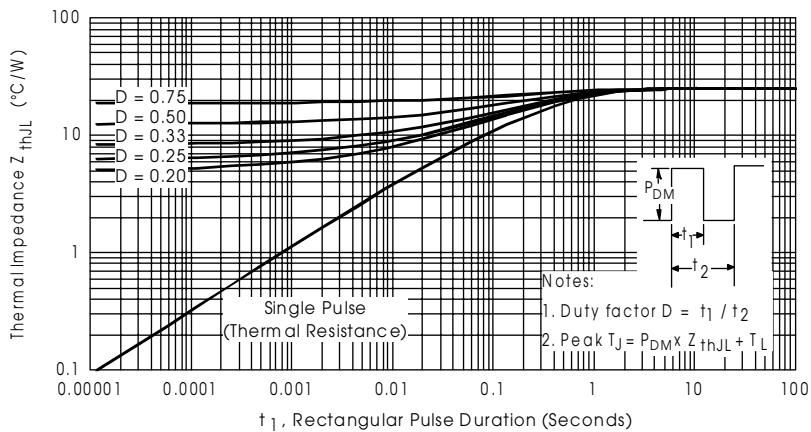


Fig. 4 - Maximum Thermal Impedance  $Z_{thJL}$  Characteristics

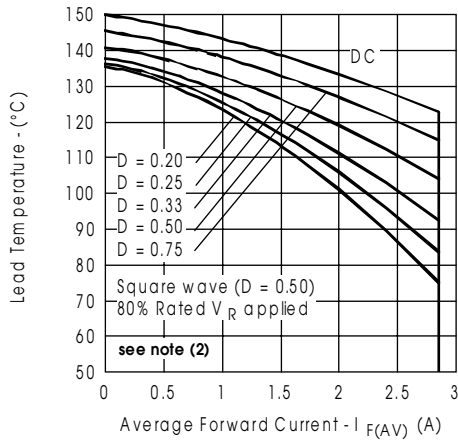


Fig. 5 - Maximum Average Forward Current Vs. Allowable Lead Temperature

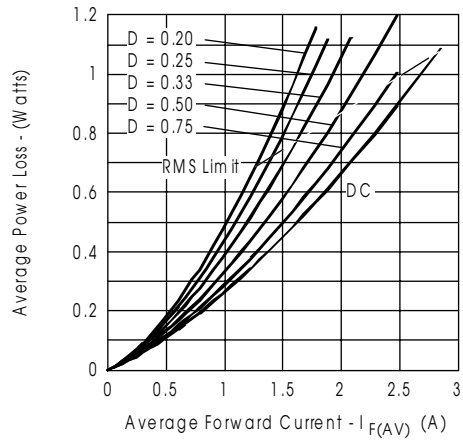


Fig. 6 - Maximum Average Forward Dissipation Vs. Average Forward Current

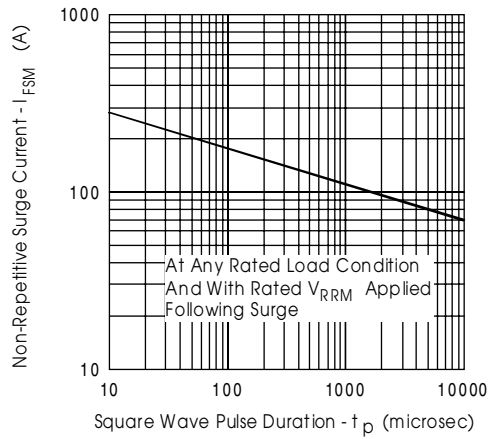


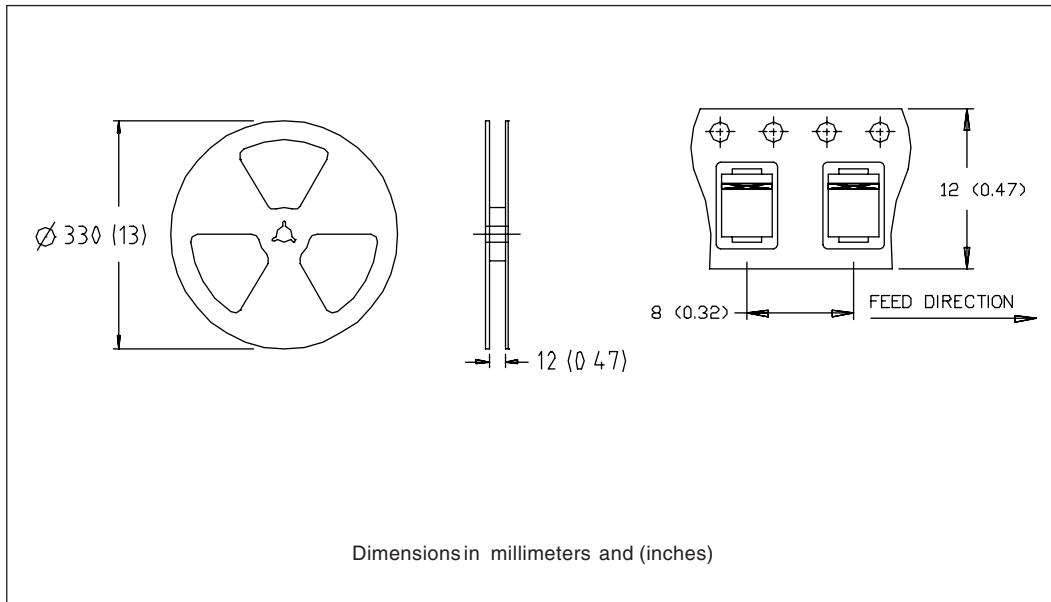
Fig. 7 - Maximum Peak Surge Forward Current Vs. Pulse Duration

(2) Formula used:  $T_L = T_J - (Pd + Pd_{REV}) \times R_{thJL}$ ;

$Pd$  = Forward Power Loss =  $I_{F(AV)} \times V_{FM} @ (I_{F(AV)}/D)$  (see Fig. 6);

$Pd_{REV}$  = Inverse Power Loss =  $V_{R1} \times I_R (1 - D)$ ;  $I_R @ V_{R1} = 80\%$  rated  $V_R$

**Tape & Reel Information**



**Marking & Identification**

Each device has 4 characters, configured two digits on two rows, for identification. The first row designates the device as manufactured by International Rectifier as indicated by the letters "IR". The second row indicates the current rating and voltage/process. See the drawing below for marking code.

**FIRST ROW**

IR

**SECOND ROW**

1st DIGIT = CURRENT RATING  
 2nd DIGIT = VOLTAGE/PROCESS

EXAMPLE: IR — INTERNATIONAL RECTIFIER  
           1F — 40 VOLT/STANDARD PROCESS  
           | — 1 AMP

1st DIGIT	2nd DIGIT
CURRENT	VOLTAGE/PROCESS
2 = 2 AMP	B = 15 VOLTS
	E = 30 VOLTS
	F = 40 VOLTS
	H = 60 VOLTS
	J = 100 VOLTS

**Ordering Information**

**10BQ SERIES - TAPE AND REEL**

WHEN ORDERING, INDICATE THE PART NUMBER AND THE QUANTITY ( IN MULTIPLES OF 3000 PIECES).

EXAMPLE: 10BQ040TR - 6000 PIECES

**10BQ SERIES - BULK QUANTITIES**

WHEN ORDERING, INDICATE THE PART NUMBER AND THE QUANTITY ( IN MULTIPLES OF 250 PIECES).

EXAMPLE: 10BQ040 - 500 PIECES

20BQ030

PD-20717 rev. A 01/2000

International  
**IOR** Rectifier

International  
**IOR** Rectifier

**WORLD HEADQUARTERS:** 233 Kansas St., El Segundo, California 90245 U.S.A. Tel: (310) 322 3331. Fax: (310) 322 3332.  
**EUROPEAN HEADQUARTERS:** Hurst Green, Oxted, Surrey RH8 9BB, U.K. Tel: ++ 44 1883 732020. Fax: ++ 44 1883 733408.  
**IR CANADA:** 15 Lincoln Court, Brampton, Markham, Ontario L6T3Z2. Tel: (905) 453 2200. Fax: (905) 475 8801.  
**IR GERMANY:** Saalburgstrasse 157, 61350 Bad Homburg. Tel: ++ 49 6172 96590. Fax: ++ 49 6172 965933.  
**IR ITALY:** Via Liguria 49, 10071 Borgaro, Torino. Tel: ++ 39 11 4510111. Fax: ++ 39 11 4510220.  
**IR FAR EAST:** K&H Bldg., 2F, 30-4 Nishi-Ikebukuro 3-Chome, Toshima-Ku, Tokyo, Japan 171. Tel: 81 3 3983 0086.  
**IR SOUTHEAST ASIA:** 1 Kim Seng Promenade, Great World City West Tower, 13-11, Singapore 237994. Tel: ++ 65 838 4630.  
**IR TAIWAN:** 16 Fl. Suite D.207, Sec. 2, Tun Haw South Road, Taipei, 10673, Taiwan. Tel: 886 2 2377 9936.

<http://www.irf.com>

Fax-On-Demand: +44 1883 733420

Data and specifications subject to change without notice.